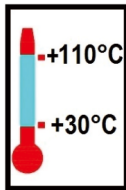
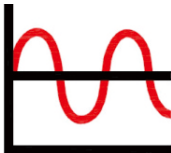
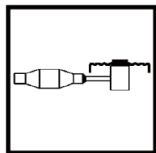
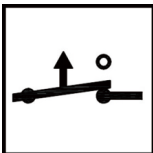


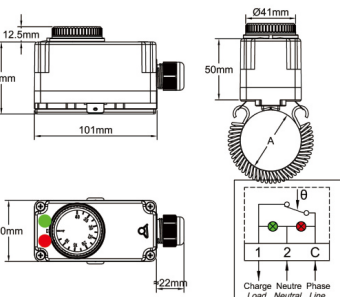

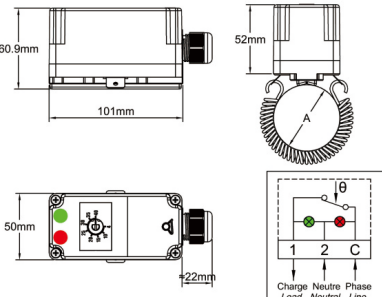


# Dia. 30 to 70mm pipe-mounting thermostats, with 2 built-in pilot lights

Enclosure	Type	Operation	Contact	Measurement	Ranges °C	Models
IP55	Control	Mechanical	SPNC	Pipe		Y2H & Y2P
Material						
PC-ABS						

			
Y2H: External adjustment		Y2P: Internal adjustment	

This thermostat is designed with a V shaped temperature sensitive nickel plated brass backside to improve thermal contact with the pipe, and two lugs for spring mounting. Suitable for pipes of 30 to 70 mm diameter.

**Housing:** PC-ABS, fiberglass reinforced, UL94V0. High impact and UV resistance, with waterproof gasket on thermostat shaft for external adjustment types. Internal adjustment types have a PC transparent cover, to visualize the pilot lights and the set point adjustment.

**Cable input:** ISO M20 cable gland, Black PA66, IP67, for cables from 6 to 12 mm dia.

**Set point adjustment:** By °C printed knob for external adjustment models, by screw driver and printed dial on internal adjustment models. External adjustment types have an adjustable rotation limit system located inside the knob that allows reducing the set point adjustment span. °F values are available in option.

**Sensing element:** Liquid filled capillary, inside the nickel plated brass part in contact with the pipe.

**Adjustment ranges:** 30-90°C (85-195°F), 30-110°C (85-230°F)

**Pilot lights:** Allow to visualize the power supply and thermostat contact position (Phase and Neutral power supply is mandatory for pilot lights).

**Electrical connections:** On screw terminals. (It is possible to connect 2 wires 1.5mm² on each terminal). In option, an auxiliary connection block can be added, providing 3 neutral terminals.

**Mounting:** By spring on pipe.

**Contact:** SPNC (open on temperature rise).

**Electrical rating, resistive loads:**

16A 250V, 50 ~60Hz: >100000 cycles,

20A 250V, 50 ~60Hz: ≥ 50000 cycles,

10A 400V, 50 ~60Hz: ≥ 50000 cycles.

**Electrical rating, inductive loads:**

6A 250V, 50 ~60Hz: >100000 cycles

**Minimum Storage temperature:** -35°C (-30°F)

**Maximum ambient temperature:** 60°C (140°F)

For more technical information ask 8G thermostat technical data sheet.

## Main references

Temperature adjustment range °C (°F)	References with external adjustment	References with internal adjustment	Differential °C (°F)
30-90°C (85-195°F)	Y2H8GD030090AA8J	Y2P8GD030090AA8J	2.5±1 (4,5±1,8)
30-110°C (85-230°F)	Y2H8GD030110AA8J	Y2P8GD030110AA8J	2.5±1 (4,5±1,8)

Version with auxiliary 3 way neutral terminal: replace D0 by D1 in the reference

°F printing: replace last character (J) by K

## Knob printings

°C Printing		°F Printing	
30-90°C	30-110°C	85-195°F	90-230°F
