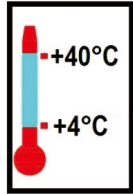
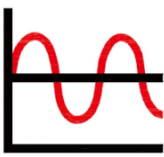
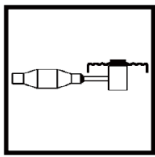


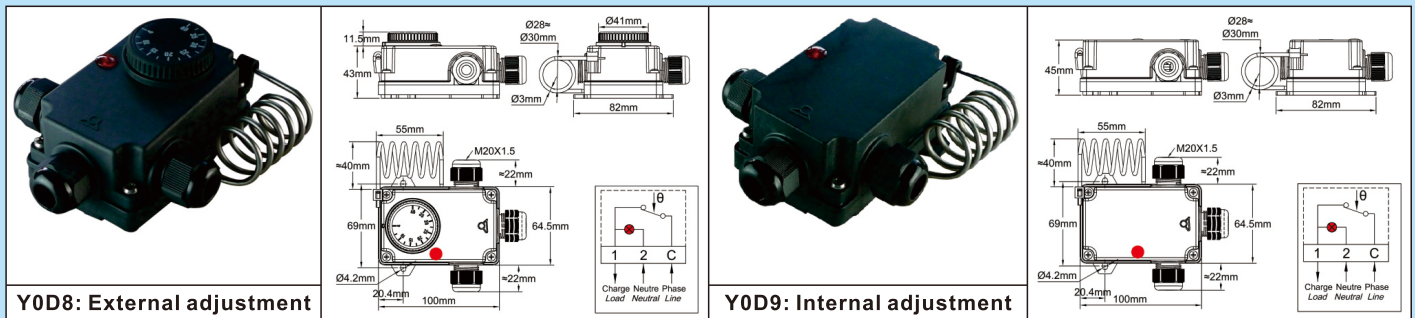


# “Pigtail” bulb room thermostat, with built-in pilot light and 2 or 3 M20 cable glands

Enclosure	Type	Operation	Contact	Measurement	Ranges °C	Models
IP55	Control	Mechanical	SPNC	Ambient		<b>Y0D8 &amp; Y0D9</b>
Material						
PC-ABS						



## Applications

Ambient temperature control in professional premises where good protection against liquid splashes or dust is requested. Output with 2 or 3 cable glands, allowing direct connection of heat tracing cables for freeze protection.

## Main features

- Housing:** Reduced height, IP44, black PC-ABS fiberglass reinforced, UL94V0. High impact and UV resistance. 2 removable wall mounting lugs.
  - Cable input:** M20 cable glands. Delivered with 2 or 3 cable glands. **Special cable glands for oblong or flat heat tracing cables are available on request.** Positioning the cable glands allows variations in the mounting position.
  - Set point adjustment:** By °C printed knob for external adjustment models, by screw driver and printed dial on internal adjustment models. °F values available as an option.
  - Sensing element:** Liquid filled “pigtail” bulb, mounted on the side of plastic housing
  - Adjustment ranges:** 4-40°C (40-105°F).
  - Electrical connections:** On screw terminals. (It is possible to connect 2 wires 1.5mm<sup>2</sup> on each terminal). **One main terminal and 3 auxiliary terminals are available for neutral connection. This allows, for example, connecting two trace heaters.**
  - Mounting:** Wall mounting, by two side lugs with holes for dia. 4mm screws, 69 mm distance.
  - Contact:** SPNC (open on temperature rise).
  - Pilot light:** Neon, 230V, standard in red, parallel connection on the load
  - Electrical rating, resistive loads:**  
 16A 250V, 50 ~60Hz: >100000 cycles,  
 20A 250V, 50 ~60Hz: ≥ 50000 cycles,  
 10A 400V, 50 ~60Hz: ≥ 50000 cycles.
  - Electrical rating, inductive loads:**  
 6A 250V, 50 ~60Hz: >100000 cycles
  - Minimum storage temperature:** -35°C (-30°F)
  - Maximum ambient temperature:** 60°C (140°F)
- For more technical information see 8G thermostat technical data sheet


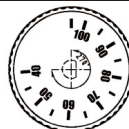
## Main references with 3 cable glands\*

Temperature ranges °C (°F)	Internal adjustment	External adjustment	Differential	Max temperature on bulb
4-40 (40-105)	Y0D9LD104040QB3J	Y0D8LD104040QB3J	1±0.5°C (1,8±1°F)	60°C (140°F)

\*2 cable gland version: replace LD by KD in the reference

°F printing: replace last character (J) by K

## Knob printings

°F Printing	°C Printing
40-105°F	4-40°C
	

Because of permanent improvement of our products, drawings, descriptions, features used on these data sheets are for guidance only and can be modified without prior advice