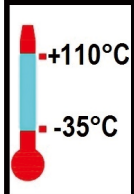
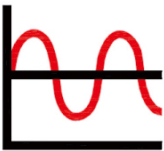
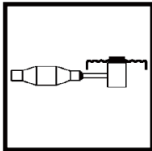


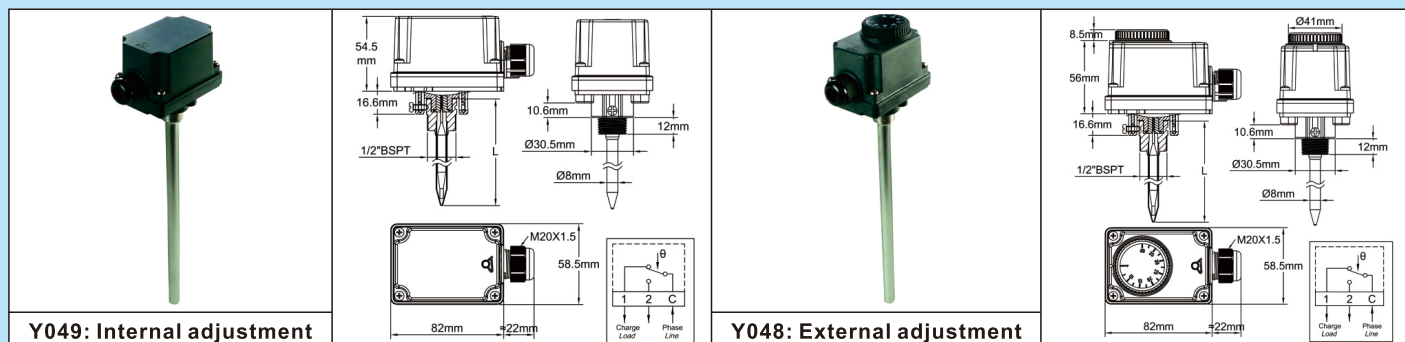


Rod thermostats

Enclosure	Type	Operation	Contact	Measurement	Ranges °C	Models
IP44	Control	Mechanical	SPDT	Rod		Y048 & Y049
Material						
PC-ABS						



Housing: IP44, black PC-ABS, UL94V0. High impact and UV resistance. 2 removable wall mounting lugs.

Cable input: One M20 cable gland.

Set point adjustment: By °C printed knob for external adjustment models, by screw driver and printed dial on internal adjustment models. °F values available as an option.

Sensing element: Liquid filled bulb, located inside a backside mounted pocket in 304L stainless steel or nickel plated brass.

Adjustment ranges: -35+35°C (-30+95°F), 4-40°C (40-105°F), 30-90°C (85-195°F), 30-110°C (90-230°F)

Rod length: 90, 230, 300 mm. Other length on request

Electrical connections: 3 screw terminal connection block

Mounting: by the 1/2" BSPT pocket fitting

Contact: SPDT

Electrical rating, resistive loads:

-Open on temperature rise contact (C-1)

16A 250V, 50 ~60Hz: >100000 cycles,

20A 250V, 50 ~60Hz: ≥ 50000 cycles,

10A 400V, 50 ~60Hz: ≥ 50000 cycles.

-Close on temperature rise contact (C-2)

(C-2): 6A 250V 50 ~60Hz: >100000 cycles

Electrical rating, inductive loads:

-Open on temperature rise contact (C-1): 6A 250V, 50 ~60Hz: >100000 cycles

-Close on temperature rise contact (C-2): 0.6A 250V 50 ~60Hz: >100000 cycles.

Minimum storage temperature: -35°C (-30°F)

Maximum ambient temperature: 60°C (140°F)

Option: Short plastic pocket for swimming pool applications

For more technical information see 8G thermostat technical data sheet

Main references with external* adjustment and nickel plated brass pocket

Temperature ranges °C (°F)	References with rod length L=90 mm	References with rod length L=230 mm	References in °C with rod length L=300 mm	Differential °C (°F)	Max temperature on rod °C (°F)
-35+35°C (-30+95°F)		Y048GB-35035N23J	Y048GB-35035N30J	1,6±1°C (2,9±2°F)	55 (130)
4-40°C (40-105°F)		Y048GB004040N23J	Y048GB004040N30J	1±0,5°C (1,8±1°F)	60 (140)
30-90°C (85-195°F)	Y048GB030090N09J	Y048GB030090N23J	Y048GB030090N30J	2,5±1°C (4,5±1,8F)	120 (250)
30-110°C (90-230°F)	Y048GB030110N09J	Y048GB030110N23J	Y048GB030110N30J	2,5±1°C (4,5±1,8F)	150 (300)

Main references with external* adjustment and AISI 304 pocket

Temperature ranges °C (°F)	References with rod length L=90 mm	References with rod length L=230 mm	References in °C with rod length L=300 mm	Differential °C (°F)	Max temperature on rod °C (°F)
-35+35°C (-30+95°F)		Y048GB-35035I23J	Y048GB-35035I30J	1,6±1°C (2,9±2°F)	55 (130)
4-40°C (40-105°F)		Y048GB004040I23J	Y048GB004040I30J	1±0,5°C (1,8±1°F)	60 (140)
30-90°C (85-195°F)	Y048GB030090I09J	Y048GB030090I23J	Y048GB030090I30J	2,5±1°C (4,5±1,8F)	120 (250)
30-110°C (90-230°F)	Y048GB030110I09J	Y048GB030110I23J	Y048GB030110I30J	2,5±1°C (4,5±1,8F)	150 (300)

*Internal adjustment: replace Y048 by Y049

°F printing: replace last character (J) by K

Knob printings

°C Printing				°F Printing			
-35+35°C	4-40°C	30-90°C	30-110°C	-30+95°F	40-190°F	90-195°F	90-230°F
