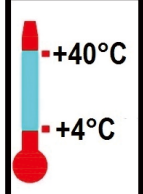
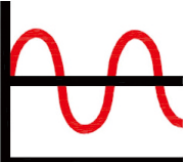
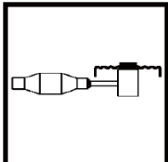
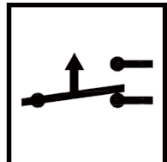



# “Pigtail” bulb room thermostats

Enclosure	Type	Operation	Contact	Measurement	Ranges °C	Models
IP65, IK10	Control	Mechanical	SPDT	Ambient		<b>Y1A8G &amp; Y1B8G</b>
Material						
Aluminum						



## Applications

- Wall mounting for indoor or outdoor temperature control of cold rooms.
- Temperature control of industrial or commercial premises.
- Outdoor temperature control of antifreeze heaters.
- Green houses and livestock stables temperature control.

**Housing:** Aluminum, IP65, IK10. Mounted on a SUS304 stainless steel wall mounting plate which keeps the temperature sensing element away from the wall. Grey RAL7032 epoxy painting. Stainless steel captive cover screws. Captive aluminum lid.

**Set point adjustment ranges:** 4-40°C (40-105°F)

**Set point adjustment:** By °C printed knob. All types have an adjustable rotation limit system located inside the knob that allows reducing the set point adjustment span. Types with external adjustment have a transparent window. This device allows seeing the pilot light and the knob position. °F values are available as an option.

**Action:** Temperature control.

**Sensing element:** Liquid filled “pigtail” bulb, mounted on the side of plastic housing.

**Electrical connections:** Inside, on screw terminal connection block.

**Earthing:** Internal and external screw terminal.

**Pilot light:** Allow to visualize thermostat contact output position. Standard for all models with transparent window. Non Standard and on special request only for models with plain aluminum cover.

**Cable input and output:** Two M20 cable glands, Black PA66.

**Mounting:** Wall mounting, by 4 holes for screws dia. 4 to 5 mm, 94 x 92 mm distance.

**Identification:** Metallic identification label, riveted.

**Contact:** SPDT

**Electrical rating, resistive loads:**

-Open on temperature rise contact (C-1)

16A 250V, 50 ~60Hz: > 100000 cycles,

20A 250V, 50 ~60Hz: ≥ 50000 cycles,

10A 400V, 50 ~60Hz: ≥ 50000 cycles.

-Close on temperature rise contact (C-2): 6A 250V 50 ~60Hz: >100000 cycles

**Electrical rating, inductive loads:**

-Open on temperature rise contact (C-1): 6A 250V, 50 ~60Hz: >100000 cycles

-Close on temperature rise contact (C-2): 0.6A 250V 50 ~60Hz: >100000 cycles.

**Minimum storage temperature:** -35°C (-30°F)

**Maximum ambient temperature:** 60°C (140°F)

For more technical information see 8G thermostat technical data sheet (catalog 1).

## Main references

Temperature adjustment ranges °C (°F)	References with external adjustment	References with internal adjustment	Differential °C (°F)
4-40°C (40-105°F)	Y1B8G4040AQ30001J	Y1A8G4040AQ30001J	1,6±1°C (2,9±2°F)

°F printing: replace last character (J) by K

## Knob printings

°C Printing	°F Printing
4-40°C	40+105°F
