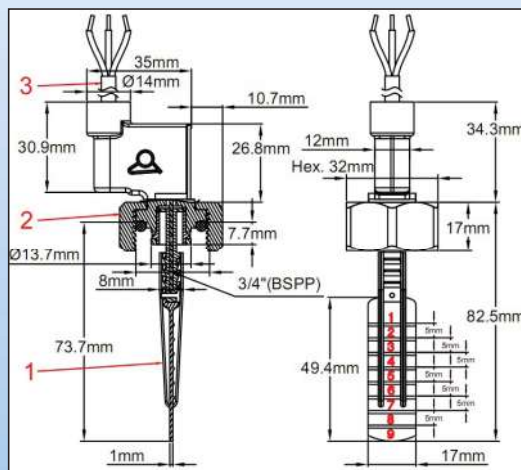


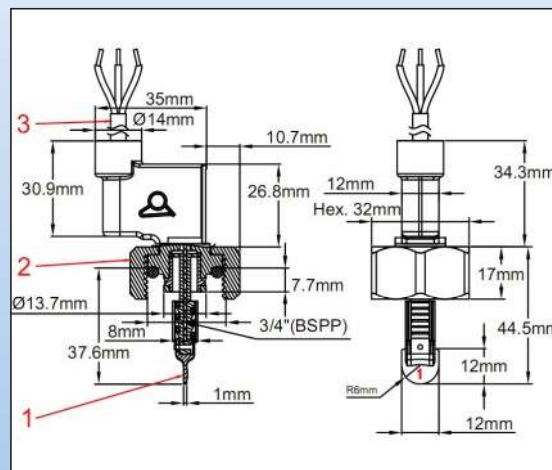
Paddle flow switches, micro-switch contact, 3/4" BSPP union nut Type: R1B

Size and pressure	Flow sensing: Cleavable paddle	Mounting: 3/4" BSPP Union nut	Contact: Microswitch	Electrical rating	Mounting position	Type
PN10 DN≥15				5A 250V~		R1B



Type A Standard cleavable paddle

1: Paddle 2: Body 3: Cable



Type B Paddle for DN15 tee

1: Paddle 2: Body 3: Cable

Main uses: Water flow detection on water pipes

Functional principle: Balanced paddle, perpendicular to the main flow, actuating a micro- switch. Flexible elastomeric gasket between paddle and electric switch

Main housing material: PPO, fiber glass reinforced, usable with potable water.

Paddle material: Polypropylene, resistant to ozone and water disinfection products

Paddle gasket: Santoprene, resistant to ozone and water disinfection products

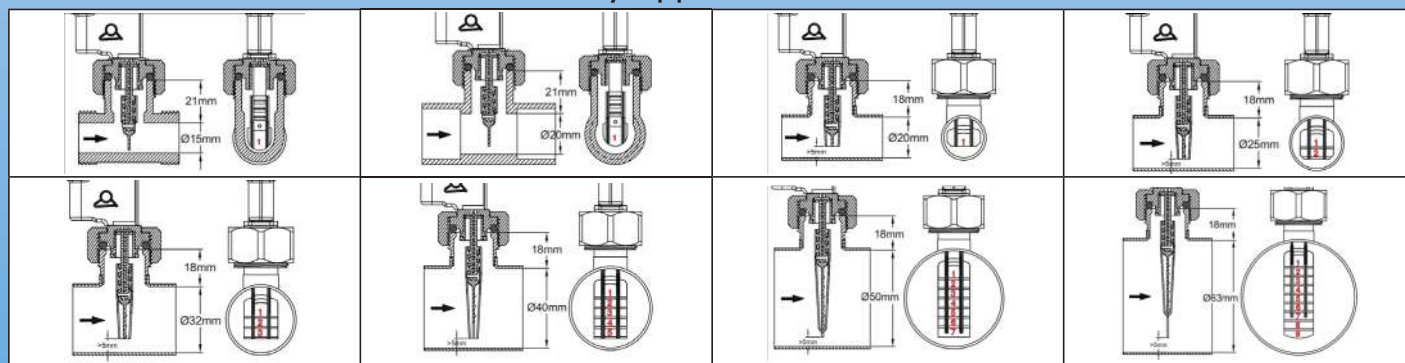
Electrical rating: 5A resistive, 230V AC

Electric contact type: SPDT, open or close by flow rise

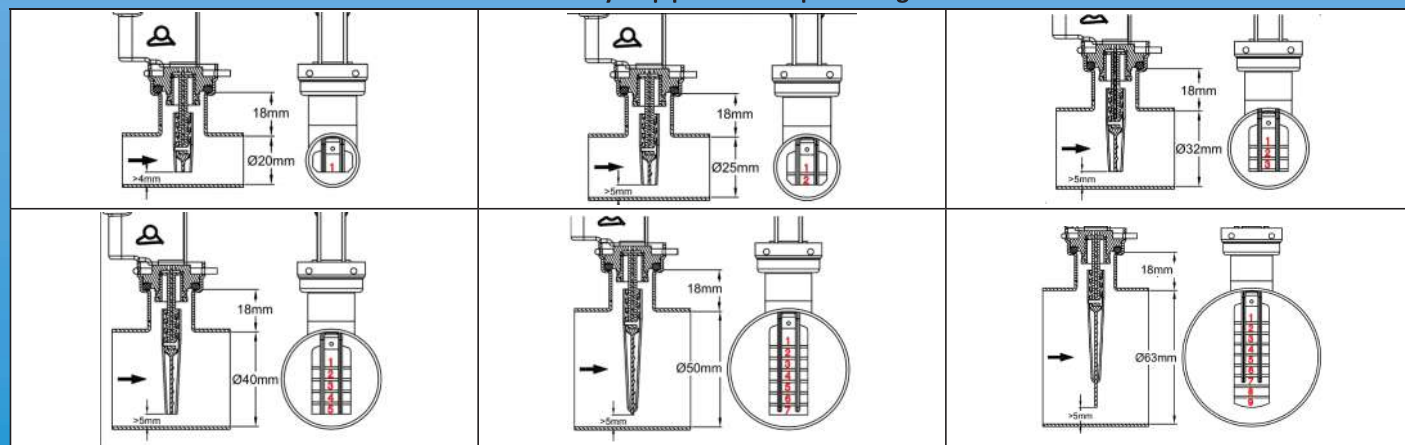
Liquids compatibility: For use with clean water and liquids without chemical incompatibility with PPO and Santoprene

Nominal pressure at 20°C: 1MPa (PN10)

Assembly on pipes with 3/4" union nut



Assembly on pipes with snap-in fitting



Paddle flow switches, micro-switch contact, 3/4" BSPP union nut

Type: R1B

Average Flow detection values vs pipe I.D. and paddle length (Liters/min)

Paddle length	Pipe ID (mm)***													
	15***		20		25		32		40		50		63	
	*Close	**Open	*Close	**Open	*Close	**Open	*Close	**Open	*Close	**Open	*Close	**Open	*Close	**Open
1	8,3	7,2	16,3	11,6	37	36	77	68	157	128	260	202	598	412
1+2					24	18	53	50	108	97	183	160	421	327
1+2+3							43	38	88	82	168	140	386	286
1+2+3+4									70	68	130	118	299	241
1~5									52	50	110	98	253	200
1~6											90	88	217	170
1~7											78	77	178	158
1~8													150	135
1~9													135	122

* Close by flow rise (L/min) of contact open at no flow position ** Open by flow decrease (L/min) of contact open at no flow position. Average values for indication only. Standard tolerances ±30% *** With 3/4 DN15 brass tee (see accessories) and type B non cleavable paddle

Nominal diameter: Can be used on 20 to 63 mm internal diameter pipes

The paddle is cleavable and can be cut at various lengths upon pipe diameter. There are cutting lines numbered 1 to 9 every 5mm.

Recommended mounting position: Vertical, with paddle downside. Other positions are possible with a change in the calibration value related to the paddle weight. .

Water pipe connection: Supplied with a fiber glass reinforced PA66G3/4" (BSPP) union nut and NBR gasket. Must be used on a BSPP3/4 male fitting perpendicular to the main pipe.

Recommended torque: 7Nm.

Version for snap-in mounting (see accessories) has no nut

Liquids temperature range: 5 to 80°C

Ambient temperature range: 5 to 50°C

Ingress protection: IP65

Electrical connection: 3 x 0.75 mm² cable, PVC insulation, T80°, style H05VVf.

Installation instructions:

- Check carefully the paddle orientation: The arrow on housing must be exactly parallel to the pipe

- A 5 mm minimum gap must be respected between end of the paddle and tube wall opposite to the 3/4" fitting.

- We recommend the use of nozzles of length less than or equal to 18mm between the gasket seat and the inside of the tube and with an inner diameter greater than or equal to 14mm, to avoid blocking of the paddle.

Accessories: 3/4" PVC saddles for DN40 to DN100 (OD) PVC pipes, and other fittings: see last section of this catalogue

Options:

- Cable with connector or terminals, other cable length, nickel plated brass nut.

Main references

	Cable length		
	500mm	1m	2m
Type A cleavable paddle, 3/4" nut	R1BH05073M33N050	R1BH05073M33N100	R1BH05073M33N200
Type A cleavable paddle, snap-in mounting	R1BH05073S13N050	R1BH05073S13N100	R1BH05073S13N200
Type B non-cleavable paddle for DN15 x ¾ Tee, 3/4" nut	R1BH01235M33N050	R1BH01235M33N100	R1BH01235M33N200

Because of permanent improvement of our products, drawings, descriptions, features used on these data sheets are for guidance only and can be modified without prior advice